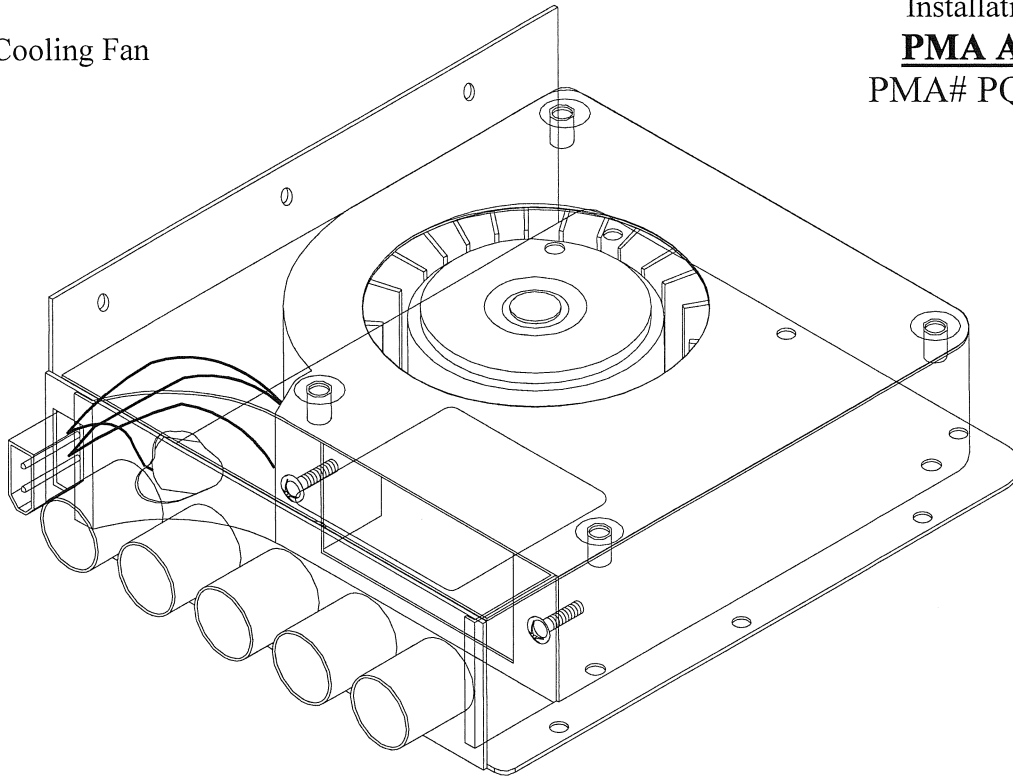


**ACF528**  
Avionics Cooling Fan

Installation Manual  
**PMA Approved**  
PMA# PQ0894SW

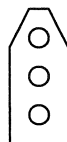


<u>Size</u>	
Length	6.80"
Width	2.10"
Height	5.10"

DO-160C Env. Cat.  
[A1D1]-CA(MN)XXXXXXZBABATZXXX

<u>Electrical</u>	
Operating Voltage	28 VDC
Operating Current	500mA
Initial Current Draw	800mA

<u>Environmental</u>	
Max. Operating Temp.	-20°C to +55°C
Max. Operating Altitude	50,000 Ft.



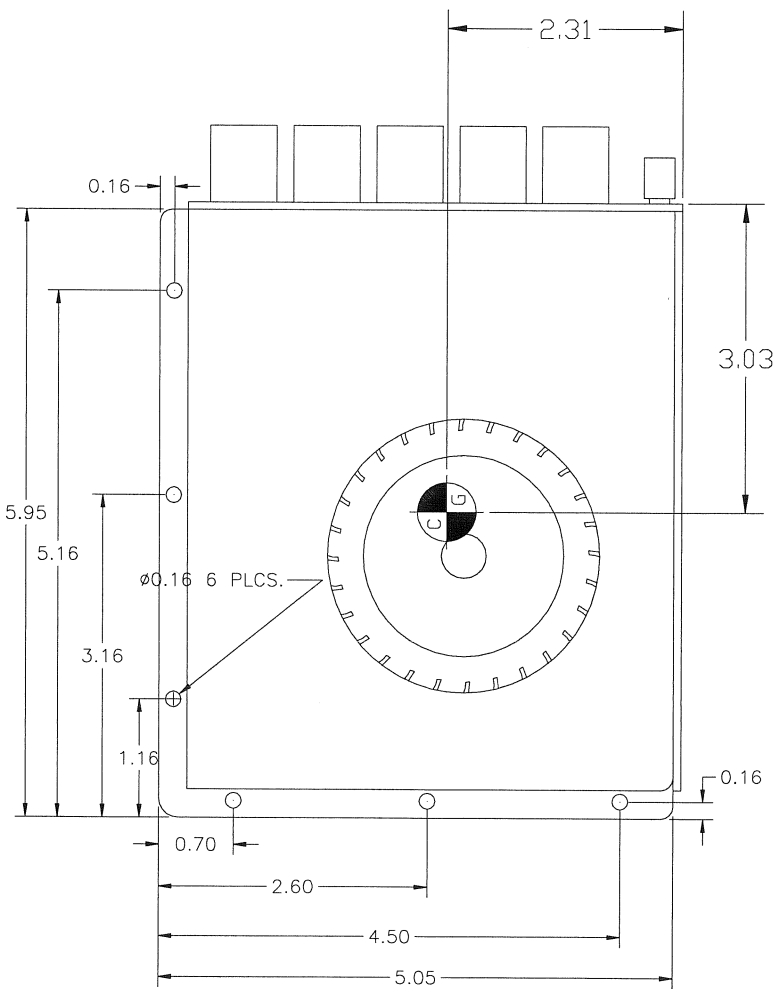
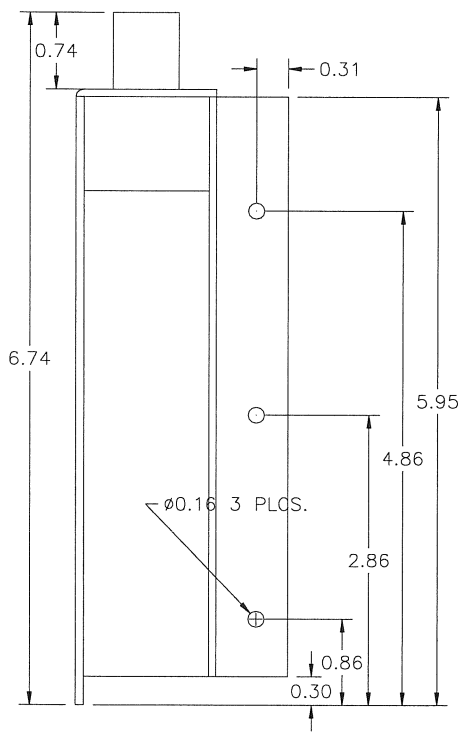
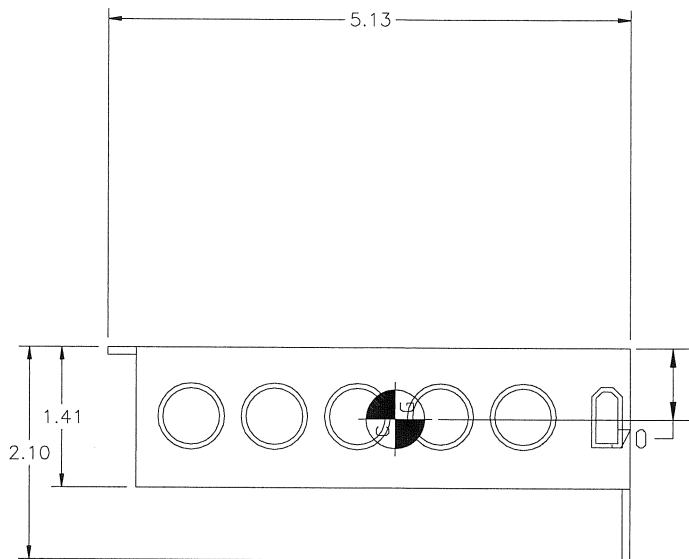
- Pin 1 A/C A+
- Pin 2 A/C GND
- Pin 3 N/C

Connector and Contact Information

Description	Manufacturer	Series Number	Manu. Part Number	SANDIA Part Number
Connector Housing	Molex	1625	03-06-1032	03-06-1032
Crimp Contact	Molex	1787	02-06-1202	02-06-1202
Hand Crimper Tool	Molex	NA	*11-01-0008 or HTR1719C	NA
Extraction Tool	Molex	NA	*11-03-0002	NA
Insertion Tool	Molex	NA	*11-02-0001	NA

\* Or Equivalent Tool





# Avionics Cooling Solutions

## Increase Your Avionics Reliability

It is well known that reducing the temperature at which electronics components operate increases their life expectancy. The avionics you depend on for critical navigation and communication functions endure one of the harshest environments of any electronics...the avionics stack! Today's avionics are housed in smaller and smaller packages that retain heat. They are also subjected to chimney effect, where the heat from the bottom radios rise throughout the entire radio stack, increasing overall operating temperatures. Today's engineers are making greater use of surface mounted devices to reduce size and weight. And although these devices use less power, they can be more sensitive to heat. Fortunately, removing heat from your avionics is easy and inexpensive, making a cooling fan one of the best investments you can make when installing your new avionics. A cooling fan from SANDIA aerospace will give you the peace of mind knowing your avionics will continue to operate at peak performance.

### The Choice Is Up To You

SANDIA aerospace offers a variety of cooling solutions to choose from. For most avionics stacks, a three port fan will provide all the cooling you need, two navigation units and a transponder. For more complex panel, try the five port fan. Used ports can be capped and reserved for use on later system upgrades

### Know When You Lose Your Cool

For critical applications, SANDIA offers three cooling solutions that have a fault detection output that will notify you whenever the cooling unit drops below a preset level. This will allow you to obtain service on the unit as soon as practical, reducing any failure possibilities to your avionics.

## Technical Specifications

Model	Operating Voltage	Current Draw	Size	Weight	Fault Detection	Certification
ACF 314	14 Vdc	960 mA nominal (1.7A startup)	5.18" x 5.18" x 2.1"	1.18 lb	No	FAA-PMA
ACF 328	28 Vdc	480 MA Nominal (.85A startup)	5.18" x 5.18" x 2.1"	1.18 lb	No	FAA-PMA
ACF 528	28 Vdc	480 mA nominal (.85A startup)	5.13" x 6.77" x 2.1"	1.18 lb	No	FAA-PMA
SAFE 328	22-31 Vdc	400 mA nominal (550 mA startup)	5.58" x 4.75" x 1.25"	.70 lb	Yes	FAA-PMA
SAFE 528	22-31 Vdc	400 mA nominal (550 mA startup)	5.13" x 6.77" x 2.1"	1.23 lb	Yes	FAA-PMA Pending
SAFE 128	22-31 Vdc	100 mA nominal (.250 mA startup)	2.36" x 2.87" x 1.44"	.25 lb	Yes	FAA-PMA



3700 Osuna Rd NE

Suite 711

Albuquerque, NM 87109

[www.sandia.aero](http://www.sandia.aero)

CF1012-1000